






Linea hotel
Hotel line

pagina/page 3-8



Fermaporta
Door stoppers

pagina/page 9



Bucal lettere
Letter box

pagina/page 9



Alzanti
Lift & slide window handles

pagina/page 10



Maniglioni
Pull handles

pagina/page 11-17



Pomoli
Knobs

pagina/page 18



Battenti
Knockers

pagina/page 19



Kit per porte scorrevoli
Sliding doors flush niches

pagina/page 20-26



Ganci fermapersiane
Shutter stop hooks

pagina/page 27



Ganci
Bolts

pagina/page 28-32



Nottolini wc
Wc turns & releases

pagina/page 33



Nottolini per cilindro
Cylinder knobs

pagina/page 33



Rosette / Placche / DK
Roses / Plates / DK

pagina/page 34-41



Accessori per blindati
Armoured doors accessories

pagina/page 42



Accessori tecnici
Technical tools

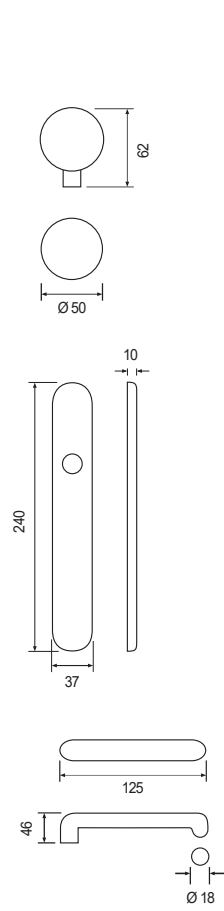
pagina/page 43-47

 **fimet**[®]
Bianchi Vittore
maniglie

LINEA HOTEL
HOTEL LINE



MAJESTIC



art.
326.50

art.
237

art.
1001



1001/237/326.50



1001/237WC

bagno
bathroom doors



1001/237Z

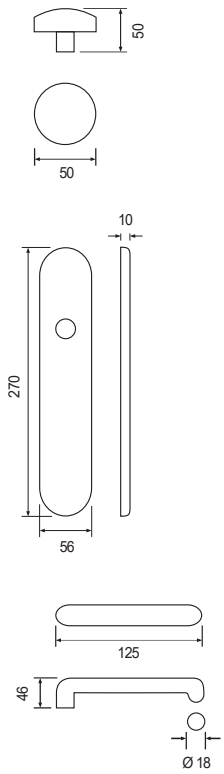
comunicante
communicating doors



1001/237BL

passaggio
passage doors

METROPOL



art.
350

art.
285

art.
1001



1001/285/350



1001/237WC

bagno
bathroom doors



1001/237Z

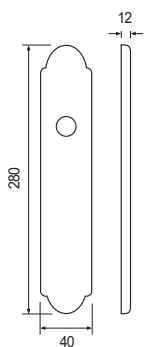
comunicante
communicating doors



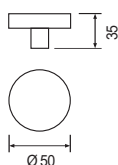
1001/237BL

passaggio
passage doors

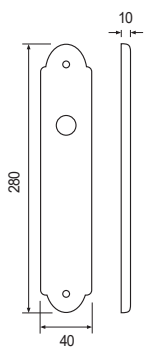
ALT WIEN



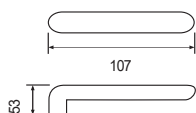
art.
296M
sottoplacca
in metallo
*metal under
construction*



art.
396



art.
296
placca con fori
plate with hole



art.
196



196/296M/396



196/296M/296



196/296WC

bagno
bathroom doors



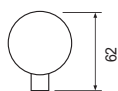
196/296Z

comunicante
communicating doors

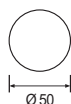


196/296BL

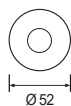
passaggio
passage doors




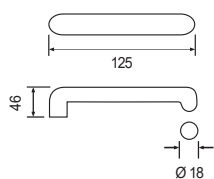
art.
326.50



art.
230



art.
1001



1001/230/326.50



1001/230WC

bagno
bathroom doors



1001/230Z

comunicante
communicating doors




1001/230

passaggio
passage doors

TARGHETTE - NAME PLATES

4026

- 4026.120** 120X55 mm
- 4026.170** 170X70 mm
- 4026.260** 260X100 mm



4027

con biadesivo
equipped with self adhesive tape

- 4027.120** 120X55 mm
- 4027.170** 170X70 mm
- 4027.260** 260X100 mm



4028

- 4028.120** 120X65 mm
- 4028.135** 135X75 mm
- 4028.158** 150X85 mm



4030

110x60 mm



4037

Ø 80 mm



**finiture
finishes**

F01
Ottone lucido
Polished brass

F02
Ottone satinato
Satin brass

F05
Cromo satinato
Satin chrome

NUMERI CIVICI e LETTERE - HOUSE NUMBERS AND LETTERS

4020

H. 80 mm con fori
with screw holes

- 4020.00 N° 0**
- 4020.01 N° 1 ecc..**



4021

H. 80 mm con fori
with screw holes

- 4021.A**
- 4021.B ecc..**



4022

H. 80 mm con pioli
with pins

- 4022.00 N° 0**
- 4022.01 N° 1 ecc..**



4023

H. 80 mm con pioli
with pins

- 4023.A**
- 4023.B ecc..**

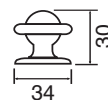


FERMAPORTA - DOOR STOPPERS

3690



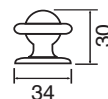
3696



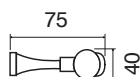
3695



3697



3698



3700

Nylon nero



Disponibile in diverse finiture - available in different finishes

BUCA DA LETTERE - LETTER BOX

5005

257X74 mm



5003

280X90 mm



5003S

254X75 mm

5002

310X80 mm



finiture
finishes

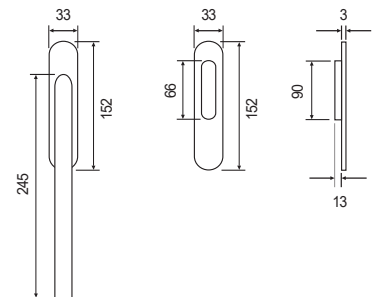
F01
Ottone lucido
Polished brass

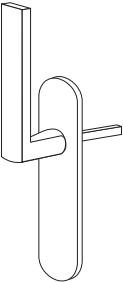
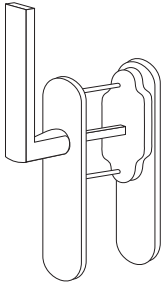
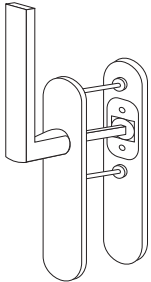
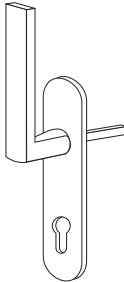
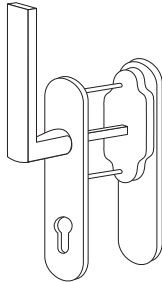
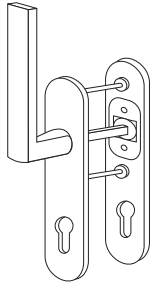
F03
Ottone bronzato
Bronzed brass

F04
Cromo lucido
Polished chrome

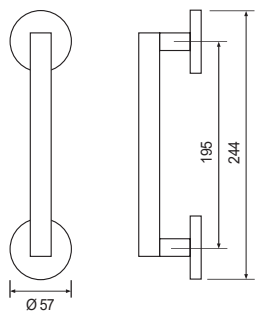
F05
Cromo satinato
Satin chrome

132 AL

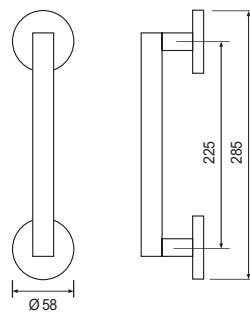


 <p>AL 01 solo alzante <i>lift and slide window handle</i></p>	 <p>AL 02 alzante con nicchia <i>lift and slide window handle with flush niche</i></p>	 <p>AL 03 coppia alzanti <i>pair of lift and slide window handles</i></p>	 <p>AL 04 solo alzante con foro yale <i>lift and slide window handle with plate cylinder hole</i></p>	 <p>AL 05 alzante foro yale con nicchia <i>lift and slide window handle with plate cylinder hole and flush niche</i></p>	 <p>AL 06 coppia alzanti con foro yale <i>pair of lift and slide window handles with plate cylinder hole</i></p>
--	--	---	---	--	--

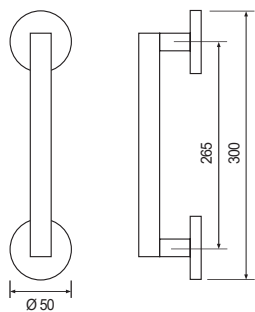
106 STG/269



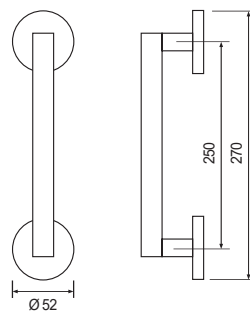
105 STG/265



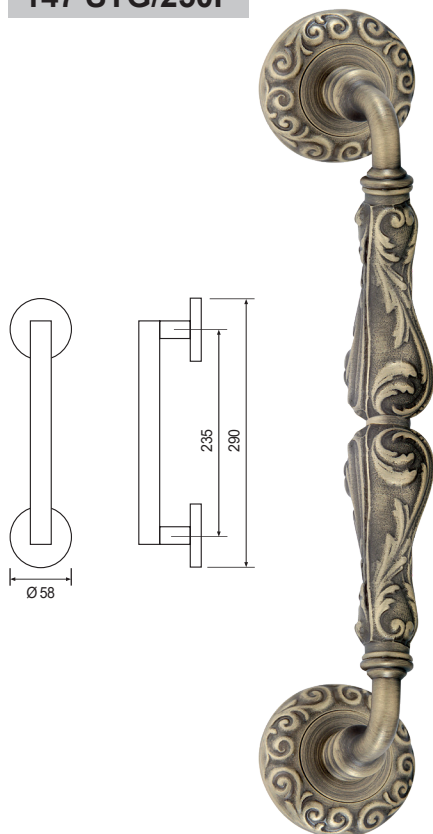
119 STG/266



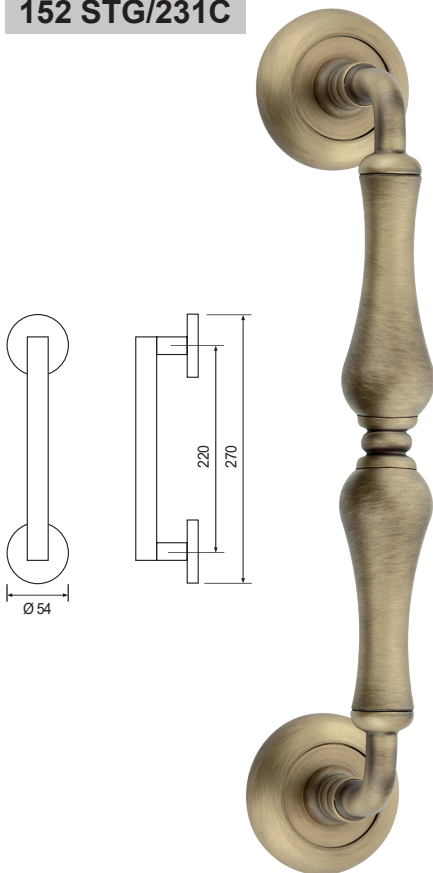
1028 STG/261



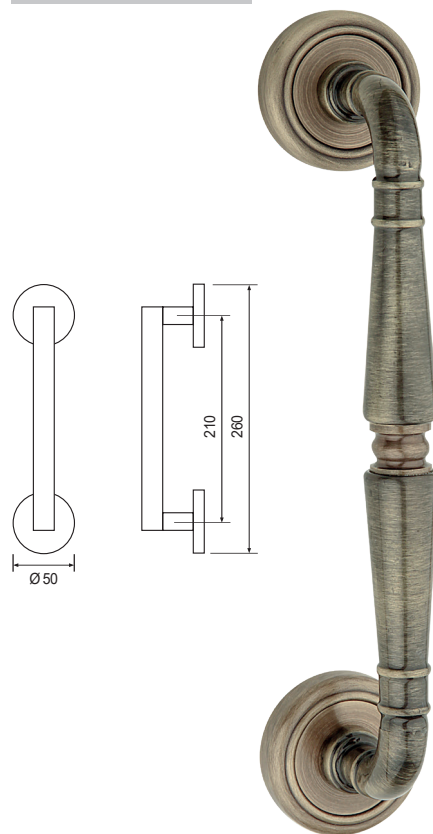
147 STG/250F



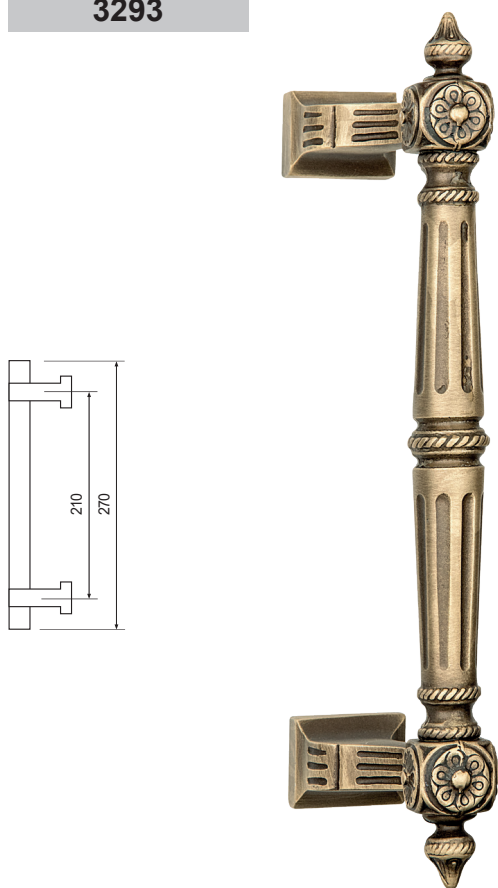
152 STG/231C



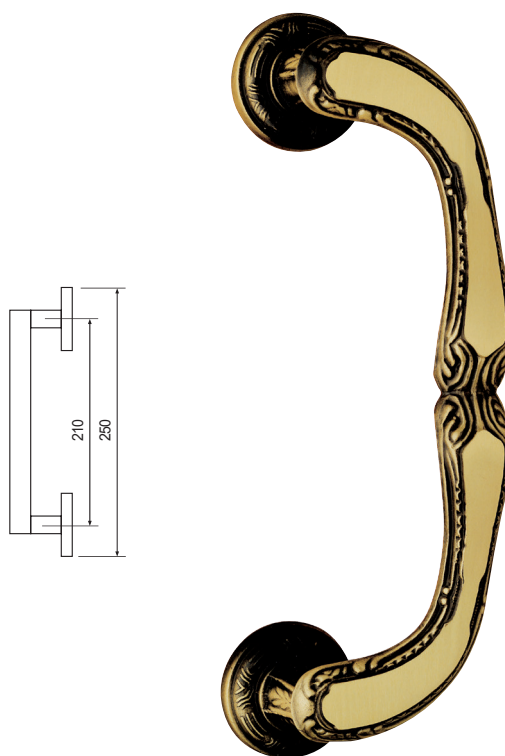
154 STG/266



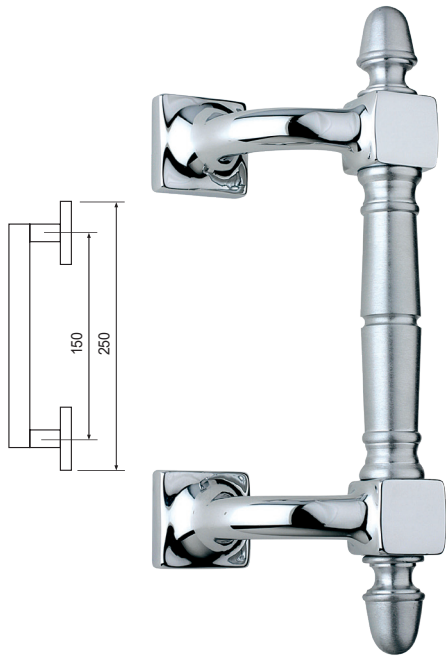
3293



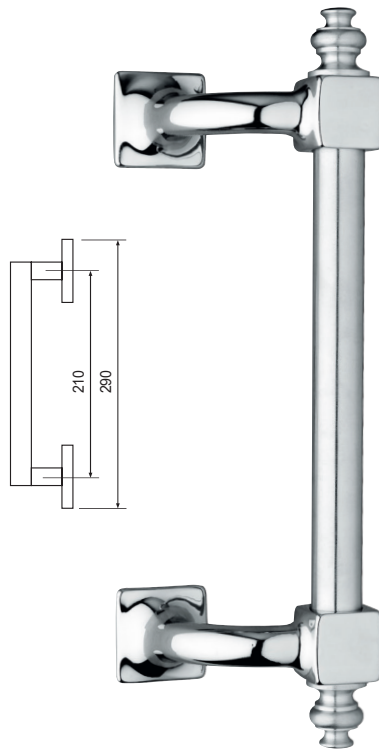
3291



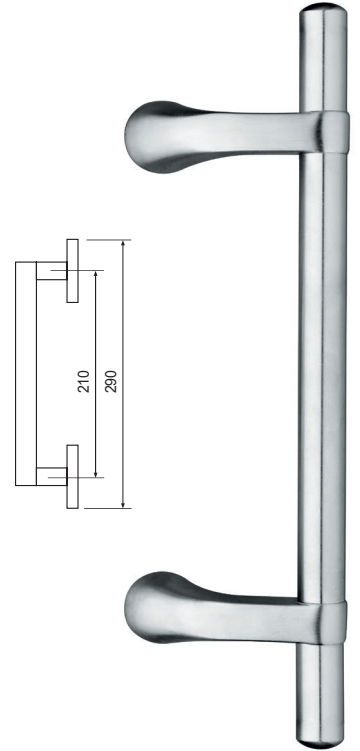
3290



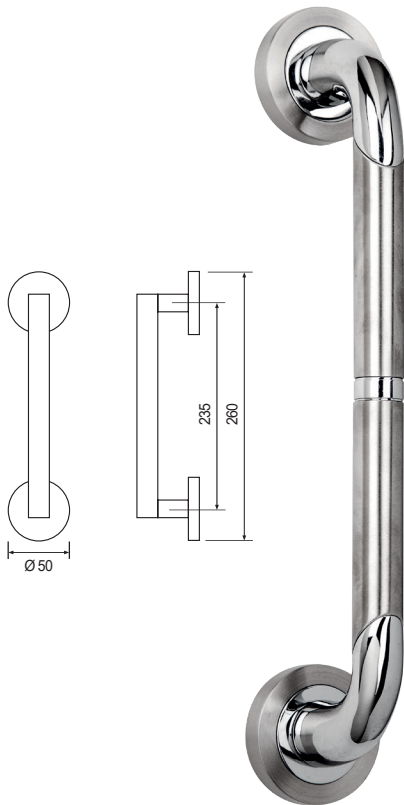
3292



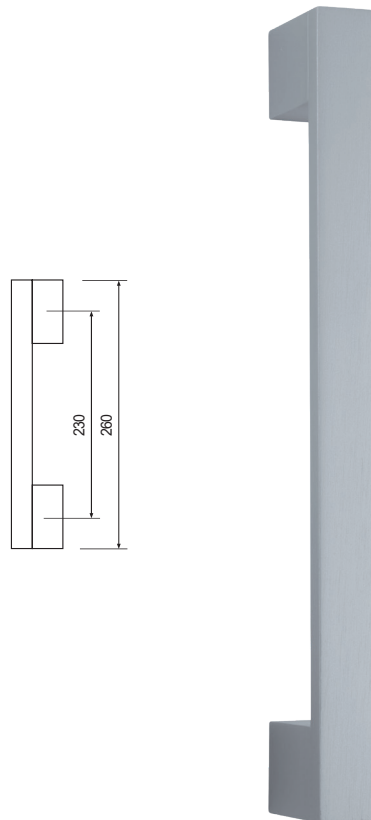
9060



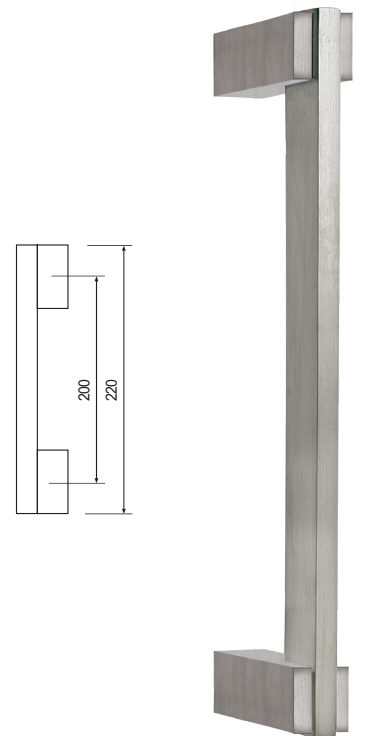
118 STG/231B




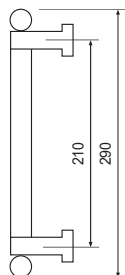
1317 STG




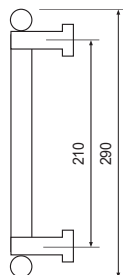
111 STG



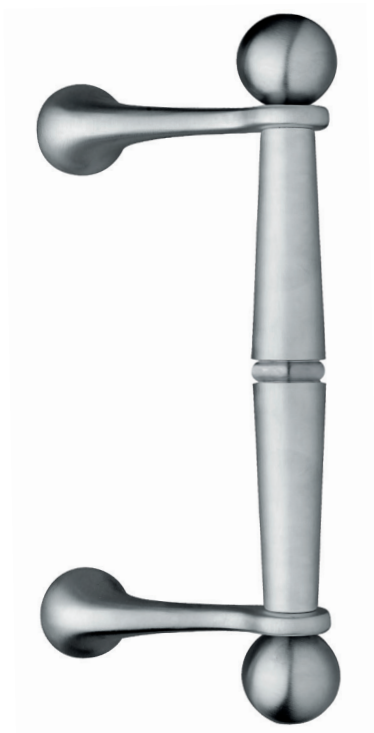
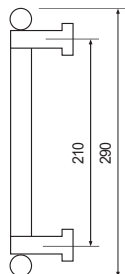
3270




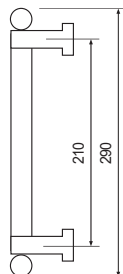
3281



3280


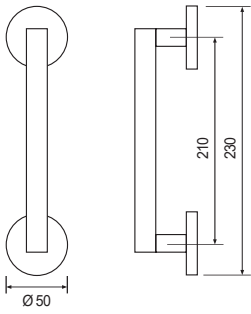


3280C



PELLE - LEATHER


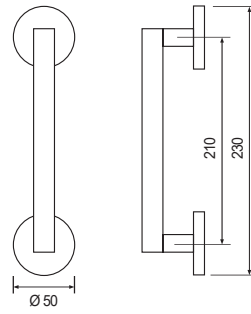
137L STG/232



NERO TECNICO



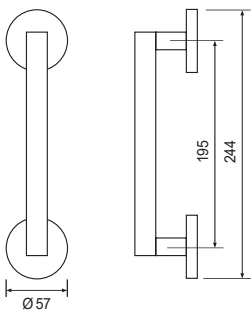
137L STG/232



ROSSO



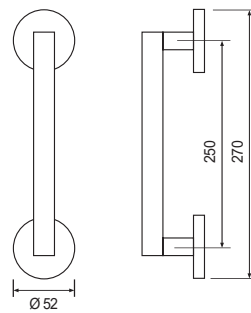
106L STG/269



BLU



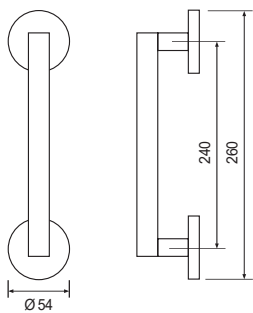
1028L STG/261



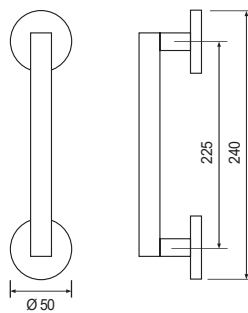
BIANCO



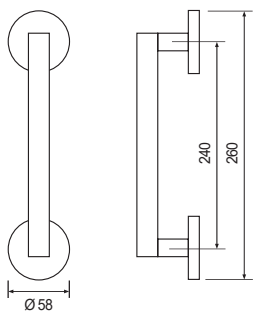
148 STG/231C



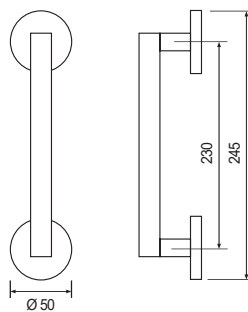
198 STG/266



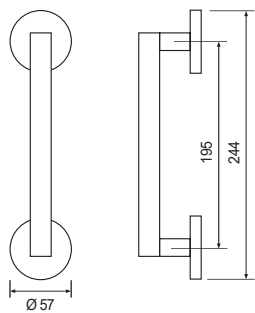
147P STG/250F



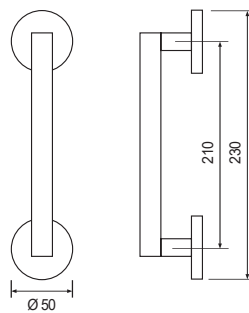
142 STG/231BT



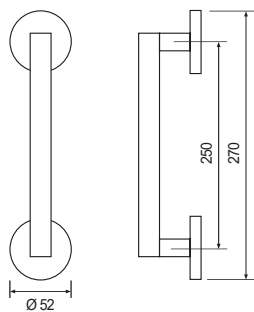
106P STG/269

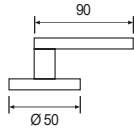


108 STG/273

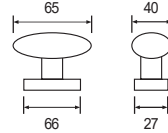


1028P STG/261

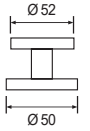




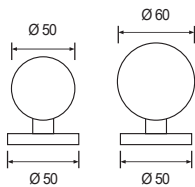
308/231B



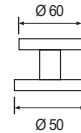
319/272



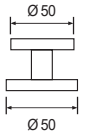
325/273



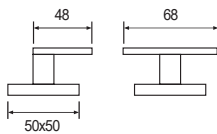

326/273



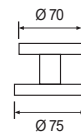
341 FIX



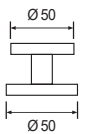
350/273



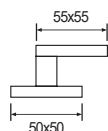

395/201



321

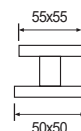


396/273



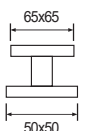
306KS/201

decentrato
off set



306/201

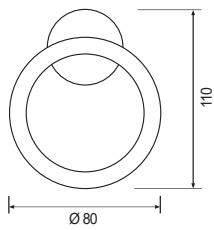
centrato
centered



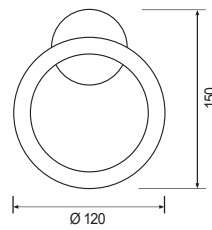
305/201

centrato
centered

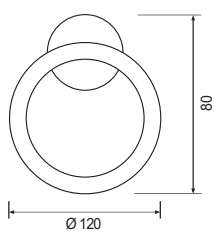
3705



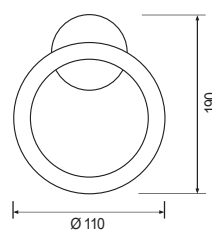
3730



3710



3720



SERRATURE PER SCORREVOLI - SLIDING DOORS LOCKS

**62/50
CILINDRO
CYLINDER**



**60/50
CHIAVE
KEY**



**61/50
BAGNO
WC**



SERRATURE G500 MINI (86x18 mm) - G500 MINI LOCKS

**CILINDRO
CYLINDER**



**CHIAVE
KEY**



**BAGNO
WC**



SERRATURE G500 CLASSIC (160x16 mm) - G500 CLASSIC LOCKS

**CILINDRO
CYLINDER**



**CHIAVE
KEY**



**BAGNO
WC**

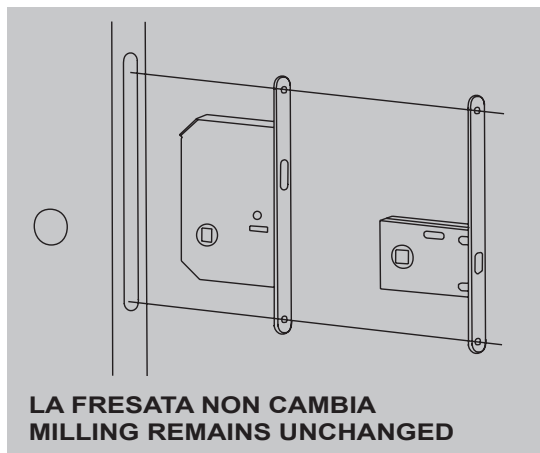


CONTROPIASTRE - STRIKERS (62/50 - 60/50 - 61/50 CLASSIC)

G565



G569



CONTROPIASTRE - STRIKERS (G500 MINI - G500 CLASSIC)

G574




G572



G573



ISTRUZIONI - INSTRUCTIONS (G500 MINI - G500 CLASSIC)

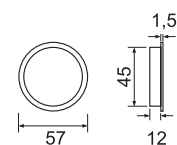
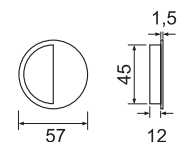
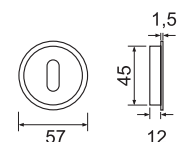
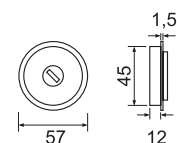


**DIMA G500
TEMPLATE G500**

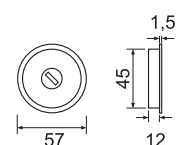


**POZZETTO 711
PIN 711**

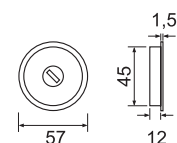
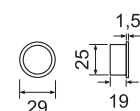


KIT TONDI - SLIDING DOORS ROUND FLUSH NICHES
3666C

3666D

3666F

3666R

3666RNB

RIBASSATA
 spessore porta 41/48 mm
REDUCED
 door thickness 41/48 mm

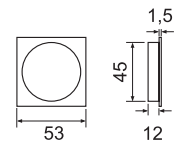

3666RNBFC

RIBASSATA
 spessore porta 39/44 mm
REDUCED
 door thickness 39/44 mm

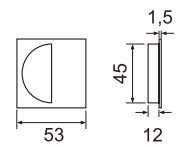

MT


KIT QUADRI - SLIDING DOORS SQUARE FLUSH NICHES

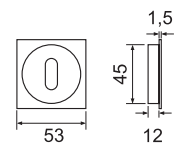
3667C



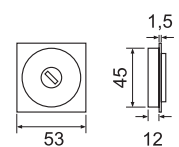
3667D



3667F

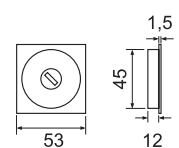


3667R

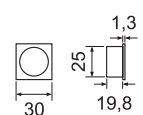


3667RNB

RIBASSATA
spessore porta 41/48 mm
REDUCED
door thickness 41/48 mm

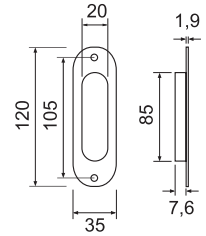


MQ

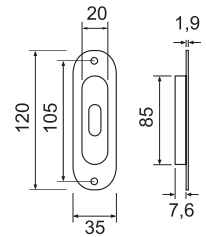


KIT OVALI - SLIDING DOORS OVAL FLUSH NICHES

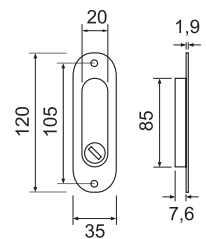
3665C



3665F

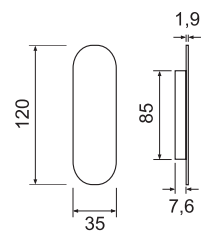


3665R

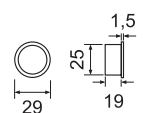


3665AS

SISTEMA A MOLLA
SPRING SYSTEM

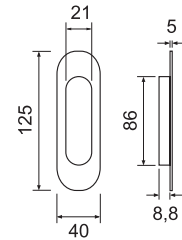


MT

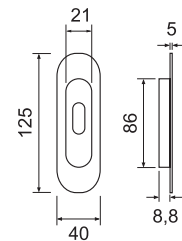


KIT OVALI - SLIDING DOORS OVAL FLUSH NICHES

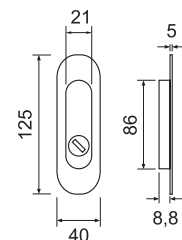
3665AC



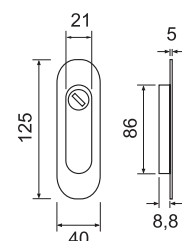
3665AF



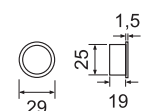
3665AR



3661AR

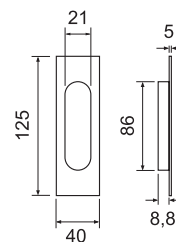


MT

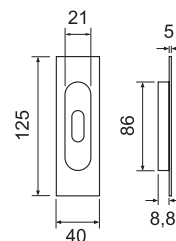


KIT RETTANGOLARI - SLIDING DOORS RECTANGULAR FLUSH NICHES

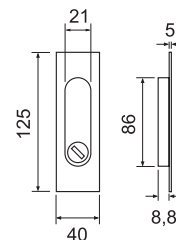
3663AC



3663AF

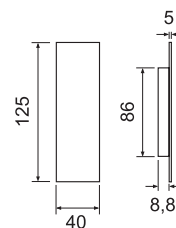


3663AR

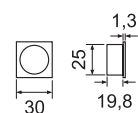


3663AS

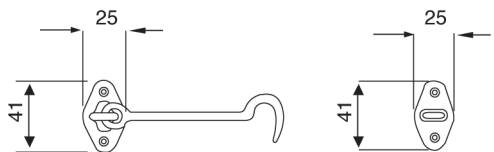
SISTEMA A MOLLA
SPRING SYSTEM



MQ



GANCI FERMAPERSIANE - SHUTTER STOP HOOKS



3120.160

160 mm



3120.140

140 mm




3120.120

120 mm



3120.100

100 mm



3120.80

80 mm



3120.60

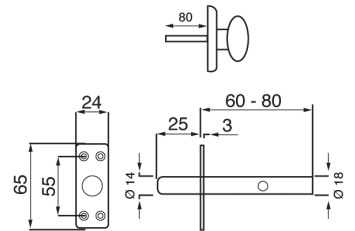
60 mm



CATENACCIO A CREMAGLIERA RACK CHAIN BOLT

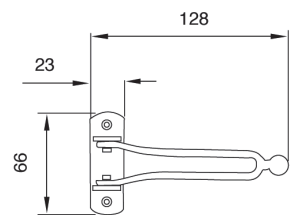
3125

312560 60 mm
312580 80 mm




GANCIO SICUREZZA CON INCONTRO SAFETY HOOK WITH BUILT-IN KEEPER

3128



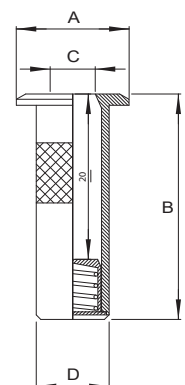
POZZETTO ANTIPOLVERE CON MOLLA DUST-PROOF FLOOR PIN WITH SPRING

3129



312906
312908
312910
312912
312914

A	B	C	D
15	30	6	10
18	30	8	11
20	30	10	14
22	30	12	16
24	30	14	18



COPRICERNIERE - OVER-HINGES

3151

Ø 14 mm
Ø 15 mm
Ø 16 mm
-

H 52 mm



3154

Ø 14 mm
Ø 15 mm
Ø 16 mm
Ø 20 mm

H 72 mm



3156

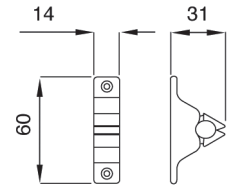
Ø 14 mm
-
-
-

H 65 mm



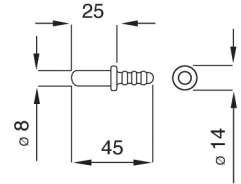
**PINZA FERMAPORTA
DOORSTOP PLIERS**

3130



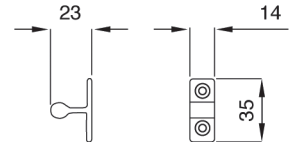
**PINZA FERMAPORTA CON INCONTRO
DOORSTOP PLIER WITH BUILT-IN KEEPER**

3131A



**PINZA FERMAPORTA CON INCONTRO
DOORSTOP PLIER WITH BUILT-IN KEEPER**

3131B



**INCONTRO A PIOMBARE PER PINZA
BUILT-IN KEEPER FOR DOORSTOP PLIERS**

3132A



**INCONTRO AD AVVITARE PER PINZA
BUILT-IN KEEPER FOR DOORSTOP PLIERS**

3132B



**finiture
finishes**

F04
Cromo lucido
Polished chrome

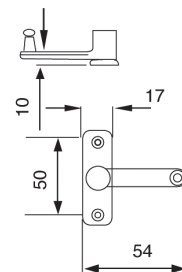

F05
Cromo satinato
Satin chrome

F19
Ottone lucido
non verniciato
*Unpainted
polished brass*

F53
Bronzo uniforme
Even bronze

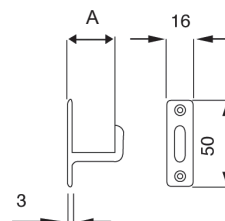
TAVELLINO A SCATTO CON INCONTRO
SNAP-ON PRESS-HANDLE WITH BUILT-IN KEEPER

313505



TAVELLINO A SCATTO
SNAP-ON PRESS-HANDLE

313500



INCONTRO PER TAVELLINO
BUILT-IN KEEPER FOR PRESS-HANDLE

3136

- 313610 A 10 mm
- 313615 A 15 mm
- 313620 A 20 mm
- 313625 A 25 mm
- 313630 A 30 mm



finiture
finishes

F04
 Cromo lucido
Polished chrome

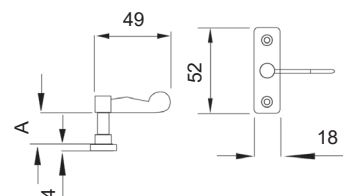
F05
 Cromo satinato
Satin chrome

F19
 Ottone lucido
 non verniciato
*Unpainted
 polished brass*

F53
 Bronzo uniforme
Even bronze

TAVELLINO ALLA ROMANA CON INCONTRO A FILO
FLUSH ROMAN STYLE PRESS-HANDLE WITH BUILT-IN KEEPER

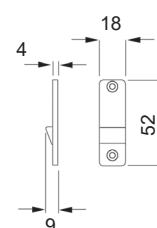
3138.00



TAVELLINO ALLA ROMANA
ROMAN STYLE PRESS-HANDLE

3139

- | | | |
|---------------|----------|-----------------------|
| 313900 | A | A FILO - FLUSH |
| 313910 | A | 10 mm |
| 313915 | A | 15 mm |
| 313918 | A | 18 mm |
| 313920 | A | 20 mm |
| 313922 | A | 22 mm |
| 313925 | A | 25 mm |
| 313930 | A | 30 mm |



INCONTRO PER TAVELLINO ALLA ROMANA
BUILT-IN KEEPER FOR ROMAN STYLE FLUSH HANDLE

3140



finiture
finishes

F04
 Cromo lucido
 Polished chrome

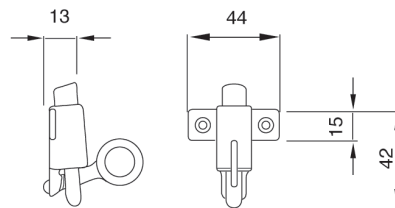
F05
 Cromo satinato
 Satin chrome

F19
 Ottone lucido
 non verniciato
 Unpainted
 polished brass

F53
 Bronzo uniforme
 Even bronze

**CRICCHETTO SOPRALUCE
FANLIGHT RATCHET**

3141



**CRICCHETTO SOPRALUCE CON INCONTRO PIANO
FANLIGHT RATCHET WITH FLAT BUILT-IN KEEPER**

3142



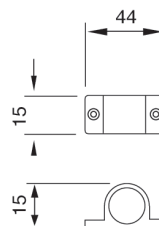
**CRICCHETTO SOPRALUCE CON INCONTRO AD ANGOLO
FANLIGHT RATCHET WITH CORNER BUILT-IN KEEPER**

3143



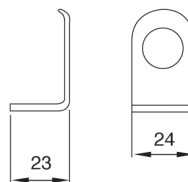
**INCONTRO PIANO PER CRICCHETTO
FLAT RATCHET BUILT-IN KEEPER**

3144A



**INCONTRO AD ANGOLO PER CRICCHETTO
RATCHET BUILT-IN KEEPER**

3144B



**finiture
finishes**

F04
Cromo lucido
Polished chrome

F05
Cromo satinato
Satin chrome


F19
Ottone lucido
non verniciato
*Unpainted
polished brass*

F53
Bronzo uniforme
Even bronze

NOTTOLINI WC - WC TURNS & RELEASES

311

- 311 \varnothing 6 mm
- 311 \varnothing 7 mm
- 311 \varnothing 8 mm



302

- 302 \varnothing 6 mm
- 302 \varnothing 7 mm
- 302 \varnothing 8 mm



315

- 315 \varnothing 4 mm
- 315 \varnothing 6 mm
- 315 \varnothing 7 mm
- 315 \varnothing 8 mm



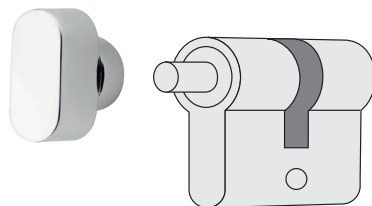
310

- 310 \varnothing 4 mm
- 310 \varnothing 6 mm
- 310 \varnothing 7 mm
- 310 \varnothing 8 mm



NOTTOLINI PER CILINDRO - CYLINDER KNOBS

foro \varnothing 9 mm - \varnothing 9 mm hole



304

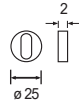
309

316

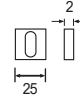
317



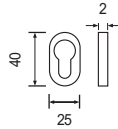
241 BB



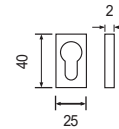
243 BB



241 PZ



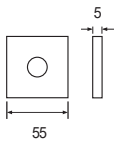


243 PZ

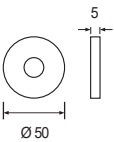


H5

255


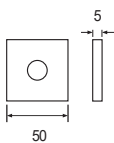


208

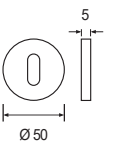


a scelta con o senza pioli - available with or without pins

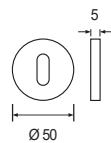
213




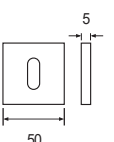
203 BB



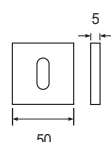
203 PZ



213 BB

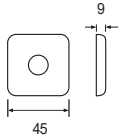


213 PZ


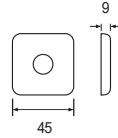


ROSETTE 45X45 - ROSES 45X45

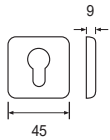
215 CM



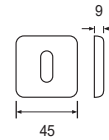
215



215 PZ

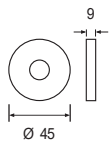


215 BB

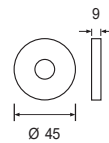


ROSETTE Ø 45 - ROSES Ø 45

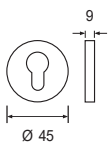
242 CM



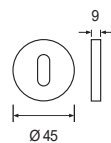
242



242 PZ

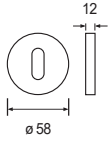


242 BB



ROSETTE COPRIVITE - SCREW ROSES

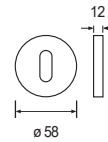
250F



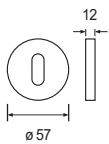
258



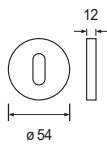
265



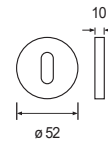
269



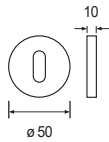
231 C



261



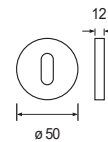
231BS



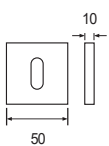
231BT



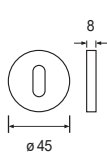
266



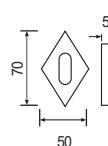
211BIC




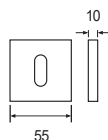
240R



294



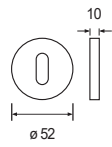
211BIC.55



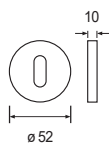
NEW

ROSETTE CLIP CON SOTTOROSETTE IN PLASTICA - CLIP ROSES WITH PVC UNDER CONSTRUCTIONS

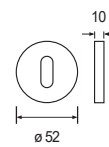
230



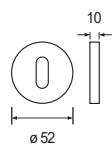
230R



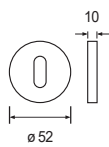
231



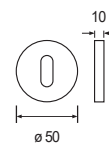
233



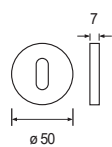
236



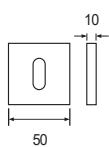
232



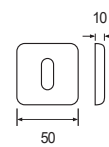
273



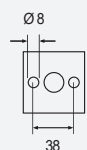
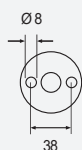
201



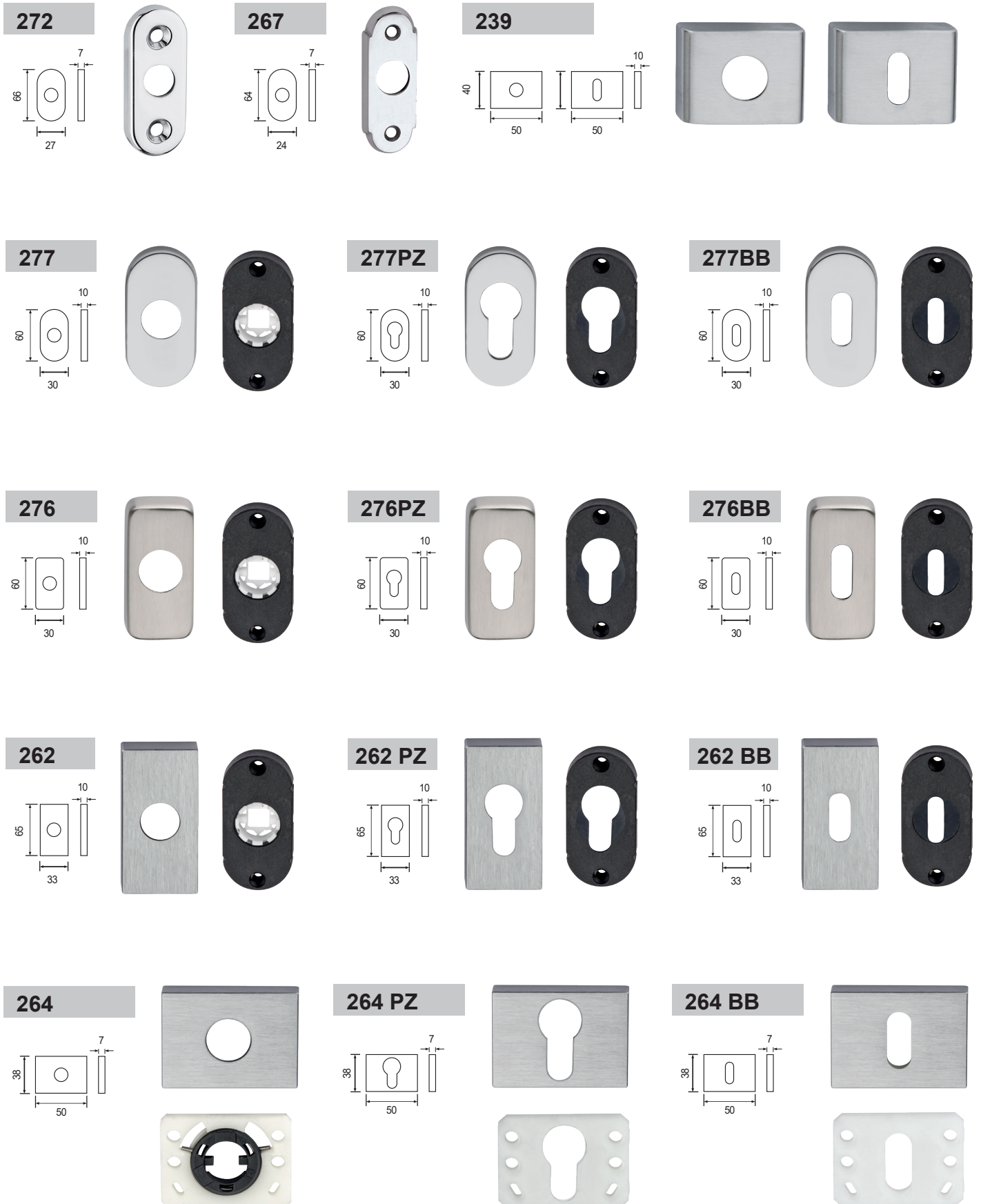
211B



a scelta con o senza pioli - available with or without pins



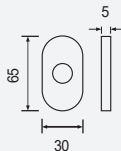
ROSETTE OVALI E RETTANGOLARI - OVAL & RECTANGULAR ROSES




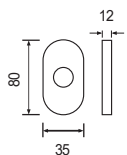
DKH5

NEW


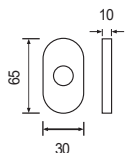
268 DK




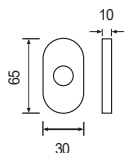
282 DK.A



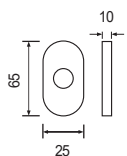
276 DKR




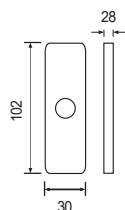
277 DK




278 DK



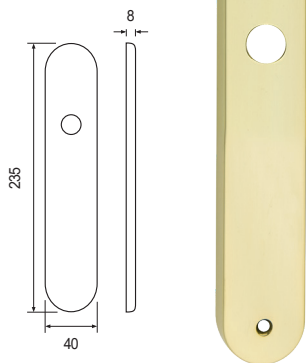
DKS060



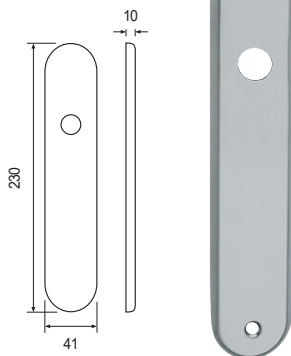
202L



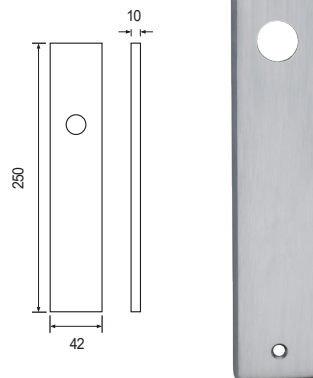
202RC



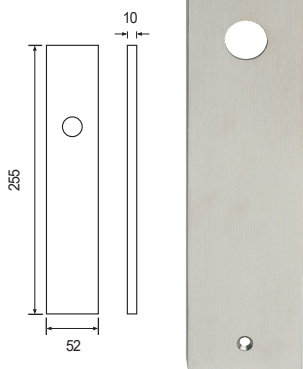
205



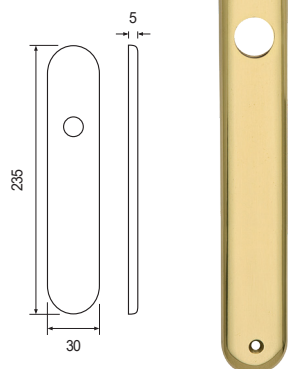
209



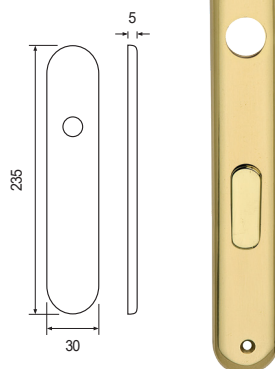
210



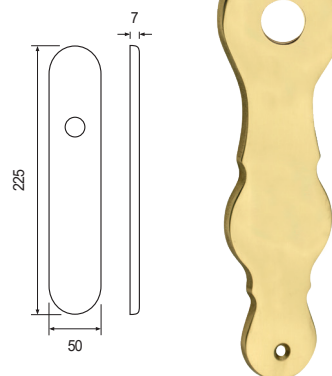
217



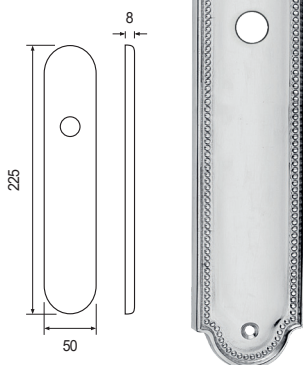
217S



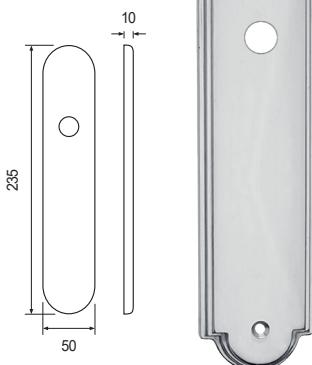
228



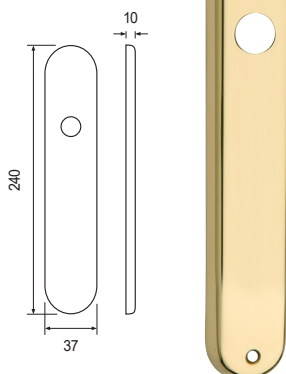
248P



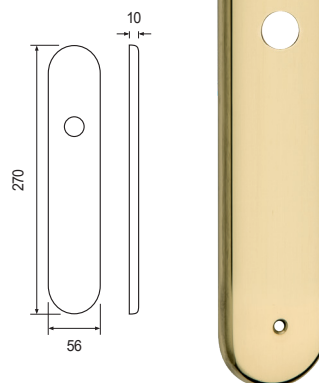
248R



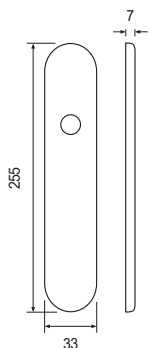
237



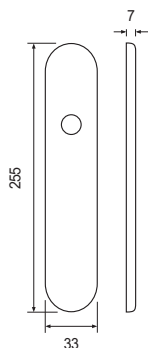
285



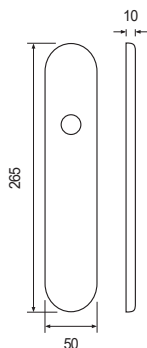
250A



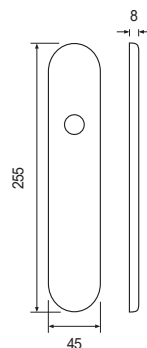
250AS



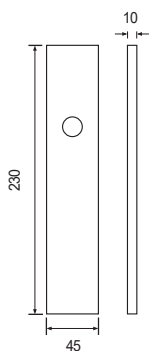
257



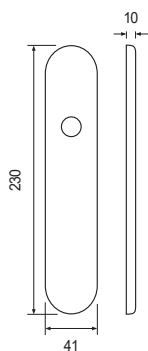
259



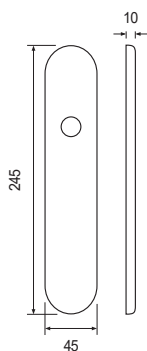
274



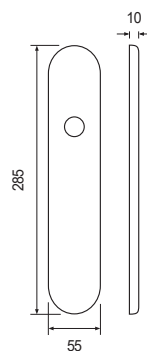
275



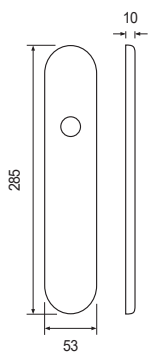
275R




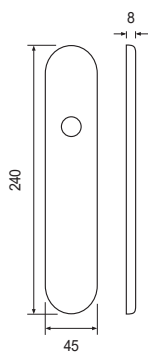
280



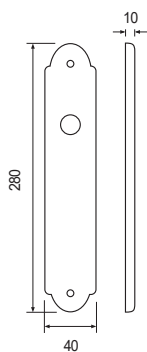
288



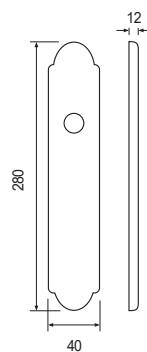
293



296

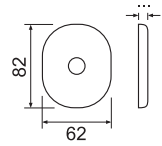


296M




3674

foro Ø 16 mm
Ø 16 mm hole




3675

foro doppia mappa
double bitted hole




3676

foro decentrato
off set hole




3677

foro ovale per limitatore
restrictor oval hole




3678

foro yale
cylinder hole



3679

foro Ø 50 mm
Ø 50 mm hole




CONFEZIONE 100 PZ.




0061.KIT01

4 Viti 2,5x15 mm




0061.KIT02

2 Grani M6x6
1 Chiave 3 mm



0061.KIT03

4 Viti 3x25 mm
2 Grani M6x6
1 Chiave 3 mm



0061.KIT04

10 Viti 2,5x15 mm
2 Grani M6x6 a Punta
2 Anelli plastica foro16x20
1 Chiave 3 mm




0061.KIT05

6 Viti 2,5x15 mm
1 Grano M6x6 a Punta
1 Riduzione 7-6 mm 30
1 Riduzione 8-6 mm 20
2 Anelli plastica foro16x20



0061.KIT06

10 Viti 2,5x15 mm
4 Viti 4x50 mm
1 Riduzione 9-8 mm 30
1 Chiave 3 mm



0061.KIT07

2 Viti 3NAx50
2 Bussole M3x20
taglio cacciavite



0061.KIT08

4 Viti M4x40 testa a goccia
2 Bussole M4x20
2 Grani M6x6
2 Anelli plastica foro16x20
1 Chiave 3 mm



0061.KIT09

2 Viti M4x60
2 Bussole M4x22



0061.KIT10

4 Viti M4x90
4 Bussole NAx20

FERRO ∇ NORMALE ZINCATO - STANDARD ZINC PLATED SQUARE SPINDLE

0001

0001.07.85 ∇ 7x85
 0001.07.90 ∇ 7x90
 0001.07.95 ∇ 7x95
 0001.07.110 ∇ 7x110

0002

0002.08.85 ∇ 8x85
 0002.08.90 ∇ 8x90
 0002.08.95 ∇ 8x95
 0002.08.110 ∇ 8x110

FERRO ∇ CON FRESATURE - SQUARE SPINDLE WITH

0003

0003.07.85 ∇ 7x85
 0003.07.90 ∇ 7x90
 0003.07.95 ∇ 7x95
 0003.07.110 ∇ 7x110

0004

0004.08.80 ∇ 8x80
 0004.08.85 ∇ 8x85
 0004.08.90 ∇ 8x90
 0004.08.95 ∇ 8x95
 0004.08.100 ∇ 8x100
 0004.08.105 ∇ 8x105
 0004.08.110 ∇ 8x110
 0004.08.120 ∇ 8x120
 0004.08.130 ∇ 8x130
 0004.08.140 ∇ 8x140
 0004.08.160 ∇ 8x160

FERRO CON DOPPIO ∇ - DOUBLE SQUARED SQUARE SPINDLE

0005

0005.08.40 ∇ da 8 a 8,5
 0005.08.50 ∇ da 8 a 9

**FERRO ∇ DOPPIO SNODABILE PER PRICACY
 SWIVEL DOUBLE SQUARED SQUARE SPINDLE**

0006

0006.08.90 ∇ 8x90

FERRO ∇ AD ESPANSIONE - EXPANDING SQUARE SPINDLE

0007

0007.08.55 ∇ 8x55
 0007.08.70 ∇ 8x70
 0007.08.80 ∇ 8x80

FERRO ∇ CON GOLE - SQUARE SPINDLE WITH NOTCHES

0008

FERRO \varnothing 8 PER POMOLO FISSO CON FILETTO E MANIGLIA GIREVOLE
 \varnothing NIPPLE SPINDLE (SUITABLE FOR FIX KNOB AND TURNABLE HANDLE)



0011 - filetto M10

- 0011.08.70 \varnothing 8x80
- 0011.08.80 \varnothing 8x90
- 0011.08.90 \varnothing 8x100
- 0011.08.100 \varnothing 8x105
- 0011.08.120 \varnothing 8x120
- 0011.08.140 \varnothing 8x140

0012 - filetto M12

- 0012.08.70 \varnothing 8x80
- 0012.08.80 \varnothing 8x90
- 0012.08.90 \varnothing 8x100
- 0012.08.100 \varnothing 8x105
- 0012.08.120 \varnothing 8x120
- 0012.08.140 \varnothing 8x140

FERRO \varnothing 8 PER POMOLO FISSO CON \varnothing E CON FILETTO M8 + MANIGLIA GIREVOLE
 \varnothing SPINDLE WITH \varnothing AND M8 THREAD + TURNABLE HANDLE



0013 - \varnothing 8

- 0013.Q8.70
- 0013.Q8.80
- 0013.Q8.90
- 0013.Q8.100
- 0013.Q8.110
- 0013.Q8.130



0013 - filetto M8

- 0013.M8.70 \varnothing 70
- 0013.M8.80 \varnothing 80
- 0013.M8.90 \varnothing 90
- 0013.M8.100 \varnothing 100
- 0013.M8.110 \varnothing 110
- 0013.M8.130 \varnothing 130

FERRO \varnothing 8 PER POMOLO FISSO CON FILETTO E MANIGLIA GIREVOLE
 \varnothing SPINDLE WITH \varnothing AND M8 THREAD + TURNABLE HANDLE



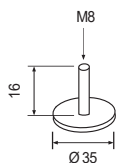
0014 - \varnothing 8

- 0014.Q8.90
- 0014.Q8.100
- 0014.Q8.110
- 0014.Q8.130



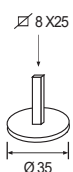
0014 - filetto M8

- 0014.M8.90 \varnothing 90
- 0014.M8.100 \varnothing 100
- 0014.M8.110 \varnothing 110
- 0014.M8.130 \varnothing 130




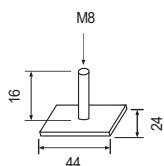
PIASTRINA Ø 35 CON PERNO FILETTATO M8X16
Ø 35 PLATE WITH M8X16 THREADED PIN

0031.35



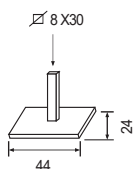
PIASTRINA Ø 35 CON ∇ 8X25
Ø 35 PLATE WITH 8X25 SPINDLE

0032.35



PIASTRINA 44X24 CON PERNO FILETTATO M8X16
44X24 PLATE WITH M8X16 THREADED PIN

0033.44



PIASTRINA 44X24 CON ∇ 8X26
44X24 PLATE WITH 8X26 SPINDLE

0034.44



FRESA PER FORO Ø 22 MM
CUTTER FOR Ø 22 MM HOLE

FT022

RIDUZIONE IN FERRO - METAL ADAPTER

0041

0041.67.20	da 6 a 7 mm - lunghezza 20 mm
0041.67.30	da 6 a 7 mm - lunghezza 30 mm
0041.68.20	da 6 a 8 mm - lunghezza 20 mm
0041.68.30	da 6 a 8 mm - lunghezza 30 mm
0041.78.30	da 7 a 8 mm - lunghezza 30 mm
0041.885.30	da 8 a 8,5 mm - lunghezza 30 mm
0041.89.30	da 8 a 9 mm - lunghezza 30 mm

MOLLA A CHIOCCIOLA - SPIRAL SHAPE SPRING

0042

0042.02	spessore 2 mm
0042.03	spessore 3 mm

PIASTRINA FERMAMOLLA - SPRING BLOCK

0043

0043.12	spessore 1,2 mm
---------	-----------------

PIASTRINA FERMAMOLLA 2 GANCI - TWO-HOOKS SPRING BLOCK

0044

0044.26	spessore 1,5 mm
---------	-----------------

ANELLO SEEGER DIN 471 - DIN 471 SEEGER

0045

0045.138	ø interno 13.8 mm
----------	-------------------

ANELLO IN NYLON - NYLON GASKET

0046

0046.1619.05	ø interno 16 mm - ø esterno 19 mm - spessore 0,5 mm
0046.1619.1	ø interno 16 mm - ø esterno 19 mm - spessore 1 mm
0046.1621.1	ø interno 16 mm - ø esterno 21 mm - spessore 1 mm

ANELLO POLIAMMIDE - POLYAMIDE GASKET

0047

0047.1618.21	ø interno 16 mm - ø esterno 21 mm - spessore 1,2 mm
--------------	---

RONDELLA PIANA FERRO - FLAT IRON WASHER

0048

0048.1620.05	ø interno 16 mm - ø esterno 20 mm - spessore 0,5 mm
0048.1620.1	ø interno 16 mm - ø esterno 20 mm - spessore 1 mm

RONDELLA ONDULATA ACCIAIO - CORRUGATED STEEL WASHER

0049

0049.1620.04	ø interno 16 mm - ø esterno 20 mm - spessore 0,4 mm
--------------	---

CONDIZIONI DI VENDITA

- Tutte le vendite vengono effettuate alle condizioni generali della ditta venditrice e potranno essere modificate solo con atto scritto della medesima.
- Tutte le vendite si intendono fatte "salvo approvazione della ditta".
- I prezzi si intendono franco ns. stabilimento. I prezzi sono sempre da intendersi al netto delle vigenti impostazioni fiscali.
- La merce viaggia a rischio e pericolo del committente anche se la spedizione avviene in porto franco
- Non verrà accettata merce in restituzione se non previo benestare della ditta venditrice.
- La ditta garantisce la ottima qualità dei prodotti e si impegna a sostituire solo il materiale che risultasse difettoso per carenza di costruzione.
È però espressamente escluso il risarcimento di ogni eventuale danno.
- È nostra cura effettuare le consegne con la massima velocità consentitaci. Non vengono accettate richieste di risarcimento per ritardi di consegna.
- Qualsiasi reclamo sarà valido solamente se viene fatto per iscritto entro il termine di 8 gg. dal ricevimento della merce.
Il reclamo s'intenderà decaduto qualora il compratore abbia consumato la merce.
In caso di reclamo giustificato forniremo, per la merce resaci allo stato originale, della merce corrispondente all'ordine.
- Le illustrazioni e i dati tecnici riportati sui nostri cataloghi debbono essere considerati approssimativi potendo i modelli subire delle variazioni e modifiche senza obbligo di preavviso da parte della ditta.
- Per ogni controversia che si venisse a creare tra le parti sarà competente l'autorità giudiziaria di Brescia.

TERMS OF SALE

- All sales are made under the Seller's general terms conditions, and modifications may only be made upon written authorisation from the same.
- All sales are intended as "subject to the company's approval".
- Prices are quoted ex works and after deduction of the relevant taxes.
- All goods travel at the Buyer's risk even if despatched carriage free.
- Returned goods will only be accepted upon the Seller's approval.
- The manufacturer guarantees the quality of the products and undertakes to replace only goods found to have workmanship defects.
Damages will not be refunded.
- We will do our utmost to make deliveries as promptly as possible. Claims for delayed deliveries will not be accepted.
- Claims will only be valid if made in writing within 8 days of receipt of the goods. Claims will not be valid if the buyer has used the goods.
In the case of justified claims and goods returned in their original state, we will supply goods corresponding to the order.
- The drawings and technical data shown in our catalogues are to be considered as approximate since the models are subject to variation or modification at any time without prior notice.
- Any disputes between the parties will be put before the Court of Brescia.



FIMET MANIGLIE srl

Via Roma 24/A - 25070 Casto (Bs) - Italy
Tel. +39 0365 870383 - Fax +39 0365 879530
www.fimet-handles.com - mail@fimet-handles.com

MADE IN ITALY